









PRICE SHEET FOR #900 #700 #710 #200		5/25/2010	NAME:			
GLENN ROGERS-CABINET BROKER			ADDRESS			
3801 KINGRIDGE DR			CITY, STATE, ZIP			
SAN MATEO, CA 94403-4010			TELE NUMBER			
650-458-8760 TELE/FAX/VM			E-MAIL			
WHICH DOOR STYLE ARE YOU ORDERING?			1J- #900N			
STANDARD COLOR OR WHITE?			natural	http://www.cabinetbroker.net/photoalbums/c	<<<< CLICK TO SEE PHOTO ALBUM	
Description			Size	0	Door style	
Base cabinet 24"D				QTY	1J #900 natural Maple	SUBTOTAL
No door			BE6L®		\$ 106.60	\$ -
			BE9L®		\$ 106.60	\$ -
Single door			B9		\$ 109.20	\$ -
					\$ -	\$ -
Single door			B12		\$ 127.40	\$ -
and one drawer			B15		\$ 143.00	\$ -
			B18		\$ 161.20	\$ -
			B21		\$ 176.80	\$ -
Double door			B24		\$ 195.00	\$ -
and drawer			B27		\$ 218.40	\$ -
			B30		\$ 234.00	\$ -
			B33		\$ 252.20	\$ -
			B36		\$ 273.00	\$ -
Drawer base (three drawers)			DB12-3		\$ 208.00	\$ -
			DB15-3		\$ 228.00	\$ -
			DB18-3		\$ 248.00	\$ -
			DB21-3		\$ 262.00	\$ -
			DB24-3		\$ 280.00	\$ -
			DB27-3		\$ 306.00	\$ -
			DB30-3		\$ 310.00	\$ -
			DB33-3		\$ 316.00	\$ -
			DB36-3		\$ 334.00	\$ -
Sink base			SB27		\$ 182.00	\$ -
double door and			SB30		\$ 218.40	\$ -
fixed drawer panel			SB33		\$ 234.00	\$ -
			SB36		\$ 249.60	\$ -
Lazy Susan			LS33		\$ 282.00	\$ -
(with out tray)			LS36		\$ 283.40	\$ -
Base blind (blind 24")			BLB36®		\$ 200.00	\$ -
Single door					\$ -	\$ -
and one drawer			BLB42®		\$ 215.80	\$ -
					\$ -	\$ -
					\$ -	\$ -
					\$ -	\$ -
					\$ -	\$ -
					\$ -	\$ -
					\$ -	\$ -
Description			Size			
Wall cabinet 12"D						
No door			WE630L®		\$ 106.60	\$ -
			WE636L®		\$ 106.60	\$ -
			WE640L®		\$ 109.20	\$ -
			WE642L®		\$ 111.80	\$ -
			WE930L®		\$ 106.60	\$ -
			WE936L®		\$ 106.60	\$ -
			WE940L®		\$ 119.60	\$ -
			WE942L®		\$ 106.60	\$ -
Single door			W930		\$ 80.60	\$ -
30"H one shelf			W936		\$ 96.20	\$ -
36" to 42"H two shelves			W940		\$ 109.20	\$ -
			W942		\$ 106.60	\$ -
			W1230		\$ 96.20	\$ -
			W1236		\$ 117.00	\$ -
			W1240		\$ 114.40	\$ -
			W1242		\$ 132.60	\$ -
			W1530		\$ 114.40	\$ -
			W1536		\$ 137.80	\$ -
			W1540		\$ 137.80	\$ -
			W1542		\$ 156.00	\$ -
			W1830		\$ 130.00	\$ -
			W1836		\$ 158.60	\$ -
			W1840		\$ 156.00	\$ -
			W1842		\$ 176.80	\$ -
			W2130		\$ 145.60	\$ -
			W2136		\$ 176.80	\$ -
			W2140		\$ 176.80	\$ -
			W2142		\$ 202.80	\$ -
Double door			W2430		\$ 163.80	\$ -
30"H one shelf			W2436		\$ 197.60	\$ -
36" to 42"H two shelves			W2440		\$ 197.60	\$ -
			W2442		\$ 226.20	\$ -
			W2730		\$ 184.60	\$ -
			W2736		\$ 218.40	\$ -

			W2740	\$	218.40	\$	-
			W2742	\$	220.00	\$	-
			W3030	\$	230.00	\$	-
			W3036	\$	239.20	\$	-
			W3040	\$	241.80	\$	-
			W3042	\$	275.60	\$	-
				\$	-	\$	-
Description			Size				
Wall cabinet 12"D							
			W3330	\$	215.80	\$	-
			W3336	\$	257.40	\$	-
			W3340	\$	260.00	\$	-
			W3342	\$	299.00	\$	-
			W3630	\$	228.80	\$	-
			W3636	\$	280.80	\$	-
			W3640	\$	280.80	\$	-
			W3642	\$	319.80	\$	-
Microwave cabinet			MS2430	\$	166.40	\$	-
			MS2436	\$	197.60	\$	-
			MS2442	\$	226.20	\$	-
			MS2730	\$	176.80	\$	-
			MS2736	\$	208.00	\$	-
			MS2740	\$	205.40	\$	-
			MS2742	\$	231.40	\$	-
			MS3030	\$	192.40	\$	-
			MS3036	\$	226.20	\$	-
			MS3040	\$	223.60	\$	-
			MS3042	\$	254.80	\$	-
Corner wall cabinet			CWC30	\$	145.60	\$	-
24"W X24" X 12"D			CWC36	\$	176.80	\$	-
30"H one shelf			CWC40	\$	179.40	\$	-
36" to 42"H two shelves			CWC42	\$	202.80	\$	-
Wall blind cabinet			WLB2730®	\$	148.20	\$	-
Single door			WLB2736®	\$	179.40	\$	-
30"H one shelf			WLB2740®	\$	169.00	\$	-
36" to 42"H two shelves			WLB2742®	\$	202.80	\$	-
			WLB3030®	\$	161.20	\$	-
			WLB3036®	\$	195.00	\$	-
			WLB3040®	\$	184.60	\$	-
			WLB3042®	\$	223.60	\$	-
Wall cabinet for appliance			W3012	\$	104.00	\$	-
24" to 27"H one shelf			W3015	\$	117.00	\$	-
			W3018	\$	135.20	\$	-
			W3021	\$	148.20	\$	-
			W3024	\$	166.40	\$	-
			W3027	\$	187.20	\$	-
			W3312	\$	109.20	\$	-
			W3315	\$	127.40	\$	-
			W3318	\$	145.60	\$	-
Description			Size				
Wall cabinet 12"D							
Wall cabinet for appliance			W3321	\$	163.80	\$	-
24" to 27"H one shelf			W3324	\$	184.60	\$	-
			W3327	\$	182.00	\$	-
			W3612	\$	114.40	\$	-
			W3615	\$	135.20	\$	-
			W3618	\$	150.80	\$	-
			W3621	\$	171.60	\$	-
			W3624	\$	195.00	\$	-
			W3627	\$	215.80	\$	-
			W3912	\$	132.60	\$	-
			W3915	\$	145.60	\$	-
			W3918	\$	163.80	\$	-
			W3921	\$	189.80	\$	-
			W3924	\$	218.40	\$	-
Wall cabinet for appliance 24"D			W301524	\$	109.20	\$	-
Double door			W361824	\$	140.40	\$	-
with one shelf			W362424	\$	189.80	\$	-
Cut for glass door			W1536CG	\$	130.00	\$	-
Single door			W1542CG	\$	145.60	\$	-
with two shelves			W1836CG	\$	148.20	\$	-
			W1842CG	\$	166.40	\$	-
			W2142CG	\$	189.80	\$	-
Double door			W2442CG	\$	210.60	\$	-
with two shelves			W2742CG	\$	234.00	\$	-
			W3036CG	\$	221.00	\$	-
			W3042CG	\$	254.80	\$	-
			W3342CG	\$	275.60	\$	-
			W3636CG	\$	260.00	\$	-
			W3642CG	\$	296.40	\$	-
Corner glass 24"W X 24 X12"D			CWC36CG	\$	143.00	\$	-
Single door with two shelves			CWC42CG	\$	163.80	\$	-
				\$	-	\$	-
				\$	-	\$	-
				\$	-	\$	-

