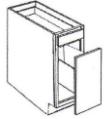
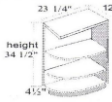
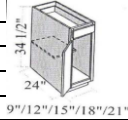
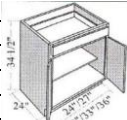
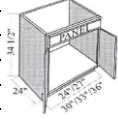
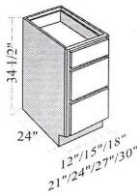
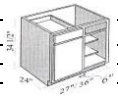
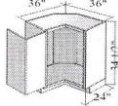
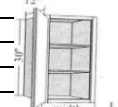
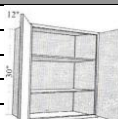


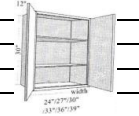
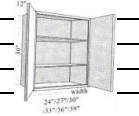
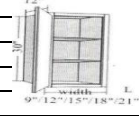
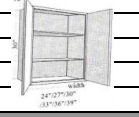
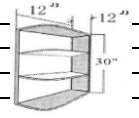
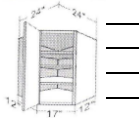
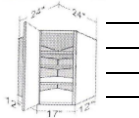
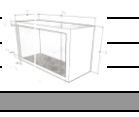
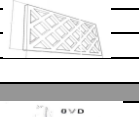
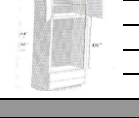

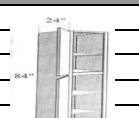


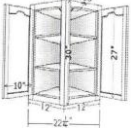
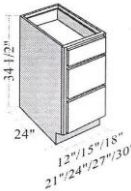
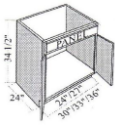
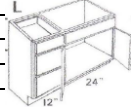

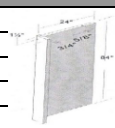

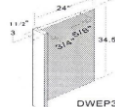
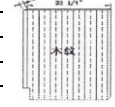


| 3/1/2013 | | CUSTOMER INFO: | | | | | |
|--|---------------------------------|---|-----------|----------|---|-------------|--|
| GLENN ROGERS-CABINET BROKER | | NAME: | | | | | |
| 3801 KINGRIDGE DRIVE | | ADDRESS: | | | | | |
| SAN MATEO, CA 94403 | | CITY/ZIP: | | | | | |
| HOME/OFFICE/FAX 650-458-8760 DAY OR EVENING 7 DAYS | | CELL: | | | | | |
| CELL 650-823-5234 | | E-MAIL: | | | | | |
| | | DESIRED DELIVERY DATE: | | | | | |
| 2X Cherry | | NORTH AMREICAN CHERRY RAISED PANEL WITH DOVETAIL DRAWERS, OPTIONAL SOFT CLOSE SLIDES | | | | | |
| | | WEBLINK TO PICS: http://cabinetbroker.net | | | | | |
| | | WEBLINK TO EXCEL PRICE SHEET: http://cabinetbroker.net/docs/2x.xls | | | | | |
| CABINET COUNTER | | 0 | | | | | |
| Item Code | Description | QTY | 2X | SUBTOTAL | Diagram | COMMENTS | |
| Base SPICE PULLOUT | | | | | | | |
| B09POUT | 9" BASE SPICE PULL OUT cabinet | | \$ 189.20 | \$ - |  | | |
| B12POUT | 12" BASE SPICE PULL OUT cabinet | | \$ 215.60 | \$ - | | | |
| Base End Shelf | | | | | | | |
| BES09 L/R | Base End Shelf 9" | | \$ 222.20 | \$ - |  | | |
| Base Cabinet - Single Drawer, Single Door | | | | | | | |
| B09 | 9" Base Cabinet | | \$ 118.80 | \$ - |  | | |
| B12 | 12" Base Cabinet | | \$ 156.20 | \$ - | | | |
| B15 | 15" Base Cabinet | | \$ 176.00 | \$ - | | | |
| B18 | 18" Base Cabinet | | \$ 193.60 | \$ - | | | |
| B21 | 21" Base Cabinet | | \$ 213.40 | \$ - | | | |
| Base Cabinet - Single Drawer, Double Doors | | | | | | | |
| B24 | 24" Base Cabinet | | \$ 239.80 | \$ - |  | | |
| B27 | 27" Base Cabinet | | \$ 261.80 | \$ - | | | |
| B30 | 30" Base Cabinet | | \$ 281.60 | \$ - | | | |
| B33 | 33" Base Cabinet | | \$ 321.20 | \$ - | | | |
| B36 | 36" Base Cabinet | | \$ 341.00 | \$ - | | | |
| Sink Base Cabinet - Single Dummy Drawer, Double Doors | | | | | | | |
| SB30 | 30" Sink Base Cabinet | | \$ 235.40 | \$ - |  | | |
| SB33 | 33" Sink Base Cabinet | | \$ 253.00 | \$ - | | | |
| SB36 | 36" Sink Base Cabinet | | \$ 272.80 | \$ - | | | |
| Base Cabinet - 3 Drawers | | | | | | | |
| DB12 | 12" Drawer Base Cabinet | | \$ 202.40 | \$ - |  | | |
| DB15 | 15" Drawer Base Cabinet | | \$ 224.40 | \$ - | | | |
| DB18 | 18" Drawer Base Cabinet | | \$ 248.60 | \$ - | | | |
| DB21 | 21" Drawer Base Cabinet | | \$ 270.60 | \$ - | | | |
| DB24 | 24" Drawer Base Cabinet | | \$ 292.60 | \$ - | | | |
| DB27 | 27" Drawer Base Cabinet | | \$ 316.80 | \$ - | | | |
| DB30 | 30" Drawer Base Cabinet | | \$ 391.60 | \$ - | | | |
| DB33 | 33" Drawer Base Cabinet | | \$ - | \$ - | | NOT OFFERED | |
| DB36 | 36" Drawer Base Cabinet | | \$ 356.00 | \$ - | | | |
| Blind Corner Cabinet - Single Door, 2 Shelves | | | | | | | |
| BBC36 | 36" Blind Base Corner Cabinet | | \$ 249.40 | \$ - |  | | |
| BBC42 | 42" Blind Base Corner Cabinet | | \$ 286.00 | \$ - | | | |
| Corner Lazy Susan Cabinet - Single Door | | | | | | | |
| LS33 | 33" Lazy Susan Cabinet | | \$ 314.60 | \$ - |  | | |
| LS36 | 36" Lazy Susan Cabinet | | \$ 345.40 | \$ - | | | |
| Wall Cabinet - Single Door | | | | | | | |
| W0930 | 9" x 30" Wall Cabinet | | \$ 92.40 | \$ - |  | | |
| W1230 | 12" x 30" Wall Cabinet | | \$ 107.80 | \$ - | | | |
| W1530 | 15" x 30" Wall Cabinet | | \$ 123.20 | \$ - | | | |
| W1830 | 18" x 30" Wall Cabinet | | \$ 140.80 | \$ - | | | |
| W2130 | 21" x 30" Wall Cabinet | | \$ 158.40 | \$ - | | | |
| Wall Cabinet - Double Doors | | | | | | | |
| W2430 | 24" x 30" Wall Cabinet | | \$ 184.80 | \$ - |  | | |
| W2730 | 27" x 30" Wall Cabinet | | \$ 202.40 | \$ - | | | |
| W3030 | 30" x 30" Wall Cabinet | | \$ 217.80 | \$ - | | | |
| W3330 | 33" x 30" Wall Cabinet | | \$ 235.40 | \$ - | | | |
| W3630 | 36" x 30" Wall Cabinet | | \$ 255.20 | \$ - | | | |

| | | | | |
|--|--|------------------|------|---|
| W3322GD | 33" x 22" Wall Glass Door Cabinet | 0.00 | \$ - |  |
| W3622GD | 36" x 22" Wall Glass Door Cabinet | 0.00 | \$ - |  |
| Wall Glass Cabinet - Double Door | | | | |
| W2430GD | 24" x 30" Wall Glass Door Cabinet | \$ 191.40 | \$ - |  |
| W2730GD | 27" x 30" Wall Glass Door Cabinet | \$ 211.20 | \$ - | |
| W3030GD | 30" x 30" Wall Glass Door Cabinet | \$ 231.00 | \$ - | |
| W3330GD | 33" x 30" Wall Glass Door Cabinet | \$ 248.60 | \$ - | |
| W3630GD | 36" x 30" Wall Glass Door Cabinet | \$ 268.40 | \$ - | |
| Wall Glass Cabinet - Double Door | | | | |
| W2436GD | 24" x 36" Wall Glass Door Cabinet | \$ 220.00 | \$ - |  |
| W2736GD | 27" x 36" Wall Glass Door Cabinet | \$ 242.00 | \$ - | |
| W3036GD | 30" x 36" Wall Glass Door Cabinet | \$ 264.00 | \$ - | |
| W3336GD | 33" x 36" Wall Glass Door Cabinet | \$ 286.00 | \$ - | |
| W3636GD | 36" x 36" Wall Glass Door Cabinet | \$ 308.00 | \$ - | |
| Wall Glass Cabinet - Single Door | | | | |
| W1240GD | 12" x 40" Wall Glass Door Cabinet | \$ 138.60 | \$ - |  |
| W1540GD | 15" x 40" Wall Glass Door Cabinet | \$ 160.60 | \$ - | |
| W1840GD | 18" x 40" Wall Glass Door Cabinet | \$ 184.60 | \$ - | |
| Wall Glass Cabinet - Double Door | | | | |
| W2440GD | 24" x 40" Wall Glass Door Cabinet | \$ 237.60 | \$ - |  |
| W2740GD | 27" x 40" Wall Glass Door Cabinet | \$ 259.60 | \$ - | |
| W3040GD | 30" x 40" Wall Glass Door Cabinet | \$ 283.80 | \$ - | |
| W3340GD | 33" x 40" Wall Glass Door Cabinet | \$ 308.00 | \$ - | |
| W3640GD | 36" x 40" Wall Glass Door Cabinet | \$ 330.00 | \$ - | |
| Wall End Shelf | | | | |
| WES0930L.R | Wall End Shelf 9" x 30" | \$ 165.00 | \$ - |  |
| WES0936L.R | Wall End Shelf 9" x 36" | \$ 178.20 | \$ - | |
| WES0940L.R | Wall End Shelf 9" x 40" | \$ 191.40 | \$ - | |
| Wall Diagonal Corner Cabinet | | | | |
| CW2430 | 24" x 30" Wall Corner Cabinet | \$ 200.20 | \$ - |  |
| CW2436 | 24" x 36" Wall Corner Cabinet | \$ 226.60 | \$ - | |
| CW2440 | 24" x 40" Wall Corner Cabinet | \$ 246.40 | \$ - | |
| Wall Diagonal Corner Cabinet with Clear Glass Door | | | | |
| CW2430GD | 24" x 30" Wall Corner Cabinet | \$ 202.40 | \$ - |  |
| CW2436GD | 24" x 36" Wall Corner Cabinet | \$ 228.80 | \$ - | |
| CW2440GD | 24" x 40" Wall Corner Cabinet | \$ 248.60 | \$ - | |
| Microwave SHELF WITH CABINET ABOVE | | | | |
| WM2730 | Wall Microwave Shelf cabinet 27" x 30" | \$ 215.60 | \$ - |  |
| WM2730 | Wall Microwave Shelf cabinet 27" x 36" | \$ 246.40 | \$ - | |
| WM2730 | Wall Microwave Shelf cabinet 27" x 40" | \$ 266.20 | \$ - | |
| Wine Rack WITH GLASS DOORS ABOVE | | | | |
| WR2730GD | Wine Rack 27" X 30" | \$ 228.80 | \$ - |  |
| WR2736GD | Wine Rack 27" X 36" | \$ 257.40 | \$ - | |
| WR2740GD | Wine Rack 27" X 40" | \$ 279.40 | \$ - | |
| 30WR | WINE RACK 30 X 15 | \$ 118.80 | \$ - | |
| Tall Pantry - DOUBLE Oven (OPENING IS ABOUT 52" TALL) | | | | |
| OV3084 | 30" x 84" Double Oven Cabinet | \$ 429.00 | \$ - |  |
| OV3089 | 30" x 89" Double Oven Cabinet | \$ 466.40 | \$ - | |
| OV3094 | 30" x 94" Double Oven Cabinet | \$ 497.20 | \$ - | |
| OV31.589 | 31.5" x 89" Double Oven Cabinet | \$ 488.40 | \$ - | |
| OV31.594 | 31.5" x 94" Double Oven Cabinet | \$ 519.20 | \$ - | |
| Tall Pantry - DOUBLE Oven (OPENING IS ABOUT 52" TALL) | | | | |
| OV3389 | 30" x 84" Double Oven Cabinet | \$ 499.40 | \$ - |  |
| OV3394 | 33" x 84" Double Oven Cabinet | \$ 532.40 | \$ - | |
| | | 0.00 | \$ - | |
| | | 0.00 | \$ - | |
| | ONLY DOUBLE OVENS OFFERED | | | |
| Tall Pantry - Single Door | | | | |
| WP1884 | 18" x 84" Wall Pantry | \$ 418.00 | \$ - |  |
| WP1889 | 18" x 89" Wall Pantry | \$ 442.20 | \$ - | |
| WP1894 | 18" x 94" Wall Pantry | \$ 464.20 | \$ - | |
| Tall Pantry - Double Doors | | | | |
| WP2484 | 24" x 84" Wall Pantry | \$ 536.80 | \$ - |  |
| WP2489 | 24" x 89" Wall Pantry | \$ 572.00 | \$ - | |

| | | | | | |
|---|---|-------|-----------|------|---|
| WP2494 | 24" x 94" Wall Pantry | | \$ 596.20 | \$ - | |
| WP3084 | 30" x 84" Wall Pantry | | \$ 624.80 | \$ - | " data-bbox="648 48 712 118"/> |
| WP3089 | 30" x 89" Wall Pantry | | \$ 662.20 | \$ - | |
| WP3094 | 30" x 94" Wall Pantry | | \$ 693.00 | \$ - | |
| | | | | | |
| Wall Angle Cabinet | | | | | |
| WCA1730 | Wall Angle Cabinet 17" x 30" | | 0.00 | \$ - |  |
| Wall End Corner Cabinet | | | | | |
| WEC2230(1/4) | Wall End Corner Double Door 30" | | 0.00 | \$ - |  |
| WEC2240(1/4) | Wall End Corner Double Door 40" | | 0.00 | \$ - | |
| Vanity Drawer Base Cabinet - 3 Drawers 21" deep x 31" tall | | | | | |
| VSD1221 | 12" Vanity Drawer Base Cabinet | | \$ 178.20 | \$ - |  |
| VSD1521 | 15" Vanity Drawer Base Cabinet | | \$ 198.00 | \$ - | |
| VSD1821 | 18" Vanity Drawer Base Cabinet | | \$ 217.80 | \$ - | |
| Vanity Sink Base Cabinet - Single Dummy Drawer, Double Doors 21" deep x 31" tall | | | | | |
| V2421 | 24" Vanity Sink Base Cabinet | | \$ 176.00 | \$ - |  |
| V3021 | 30" Vanity Sink Base Cabinet | | \$ 206.80 | \$ - | |
| V3621 | 36" Vanity Sink Base Cabinet | | \$ 237.60 | \$ - | |
| Vanity Base Cabinet - 2 Doors, 3 Drawers, 31" tall | | | | | |
| VSD3021L | 30" Vanity Left Drawer Cabinet | | \$ 257.40 | \$ - |  |
| VSD3021R | 30" Vanity Right Drawer Cabinet | | \$ 257.40 | \$ - | |
| VSD3621L | 36" Vanity Left Drawer Cabinet | | \$ 288.20 | \$ - | |
| VSD3621R | 36" Vanity Right Drawer Cabinet | | \$ 288.20 | \$ - | |
| Vanity Base Cabinet - 2 Doors, 6 Drawers, 31" tall | | | | | |
| 2X3VD4221 | 42" Vanity Double Drawer Cabinet | | \$ 404.80 | \$ - |  |
| 2X3VD4821 | 48" Vanity Double Drawer Cabinet | | \$ 655.60 | \$ - | |
| 3VD6021 | 60" Vanity Double Drawer Cabinet, 3 DWR | | \$ 451.00 | \$ - | |
| 2X3VD6021 | 60" Vanity Double Drawer Cabinet | | \$ 506.00 | \$ - | |
| Refrigerator Panel with 1.5" Return Filler | | | | | |
| 12RP94 | Refrigerator Panel 94" X 12 mm thick | 72.60 | \$ - | \$ - |  |
| FL-REP | FREG PANEL FRONT FILLER STRIP | 25.00 | \$ - | \$ - | |
| | 1.5" X 96" LONG | | | | |
| Wall Filler | | | | | |
| FL 1.5x30.5 | 1.5" x 30.5" Filler | 0.00 | \$ - | \$ - |  |
| FL 2x30.5 | 2" x 30.5" Filler | 0.00 | \$ - | \$ - | |
| FL 3x30.5 | 3" x 30.5" Filler | 13.20 | \$ - | \$ - | |
| FL 6x30.5 | 6" x 30.5" Filler | 26.40 | \$ - | \$ - | |
| FL 1.5x40 | 1.5" x 40" Filler | 0.00 | \$ - | \$ - | |
| FL 2x40 | 2" x 40" Filler | 0.00 | \$ - | \$ - | |
| FL 3x40 | 3" x 40" Filler | 17.60 | \$ - | \$ - | |
| FL 6x40 | 6" x 40" Filler | 33.00 | \$ - | \$ - | |
| Dishwasher Panel with Return Filler | | | | | |
| DWP 1.5 | Dishwasher Panel 1-1/2"x34-1/2" | | \$ 33.00 | \$ - |  |
| Base End Panel Skin | | | | | |
| 5 BEP2436 | 5 mm thick Base End Panel | 20.00 | \$ - | \$ - |  |
| Crown Molding | | | | | |

